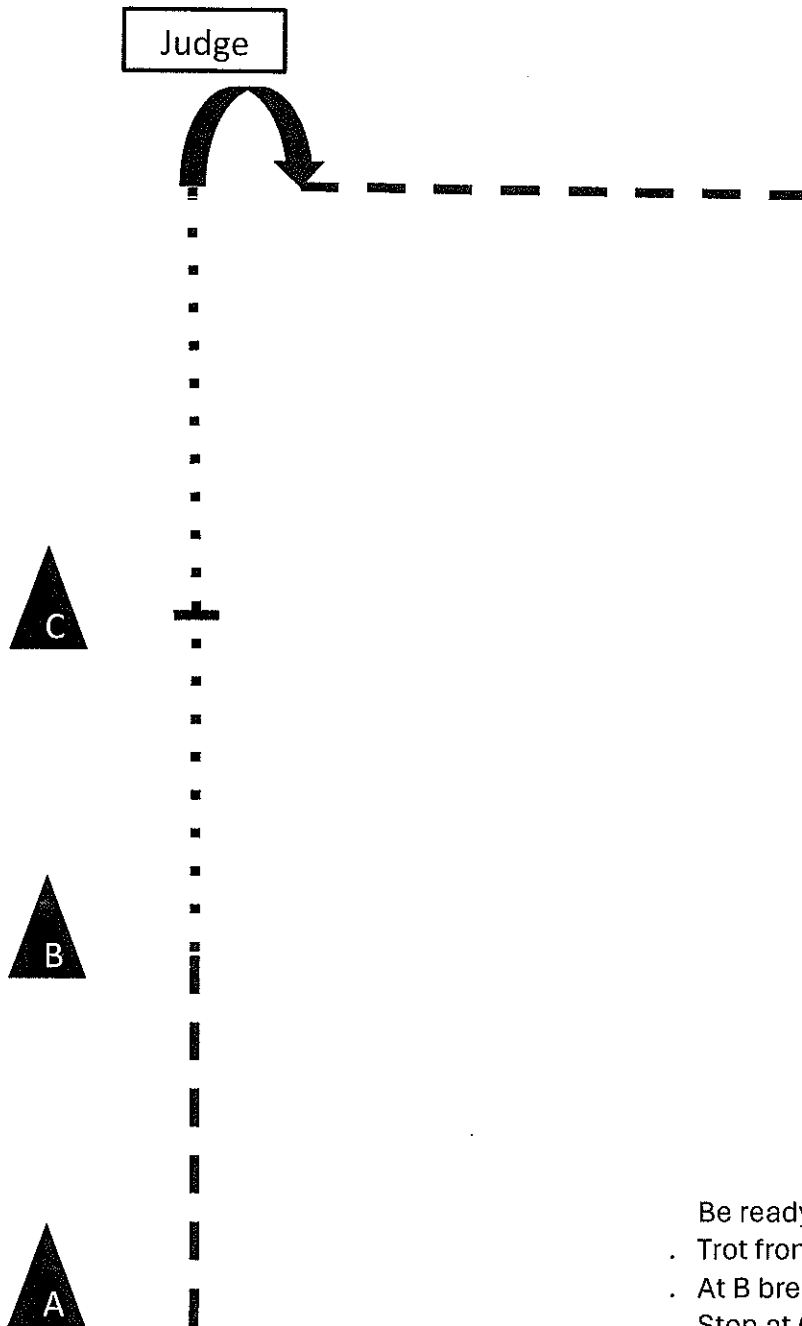


Michigan State Fair 4-H & Youth Virtual Showcase
Fitting & Showmanship 5-7, non-competitive Pattern

Camera
Location

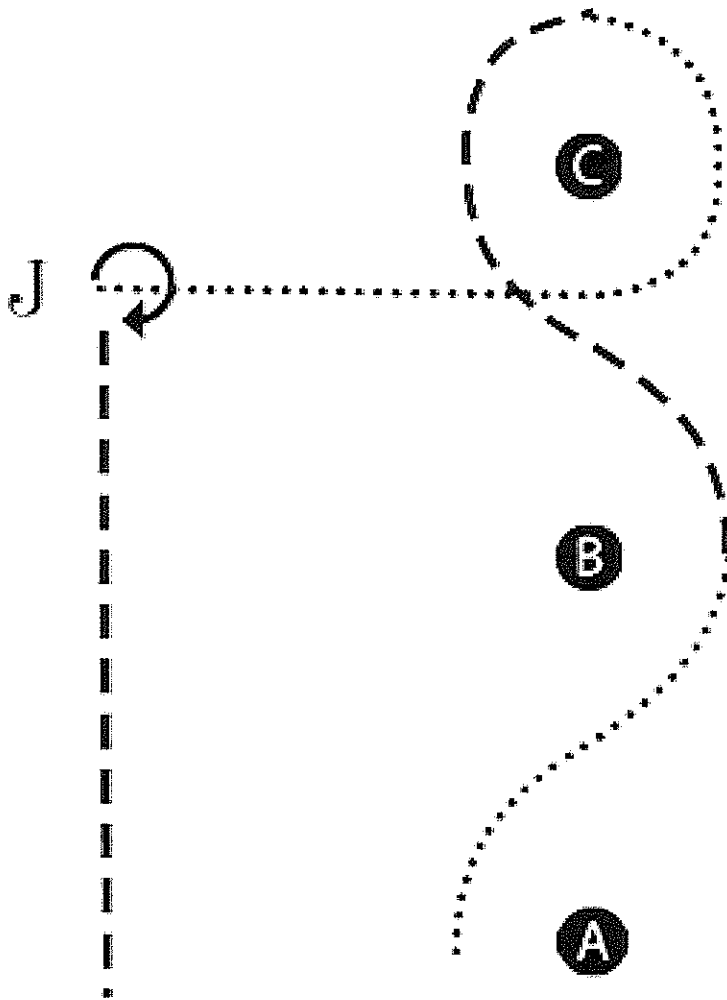


- Be ready at A
- . Trot from cone A to B
- . At B break to walk and walk to C
- . Stop at C, hesitate and walk to Judge
- . At Judge set up for inspection
- . When dismissed perform 90 degree turn and trot to exit

Michigan State Fair 4-H & Youth Virtual Showcase

Fitting & Showmanship 8-19 Pattern

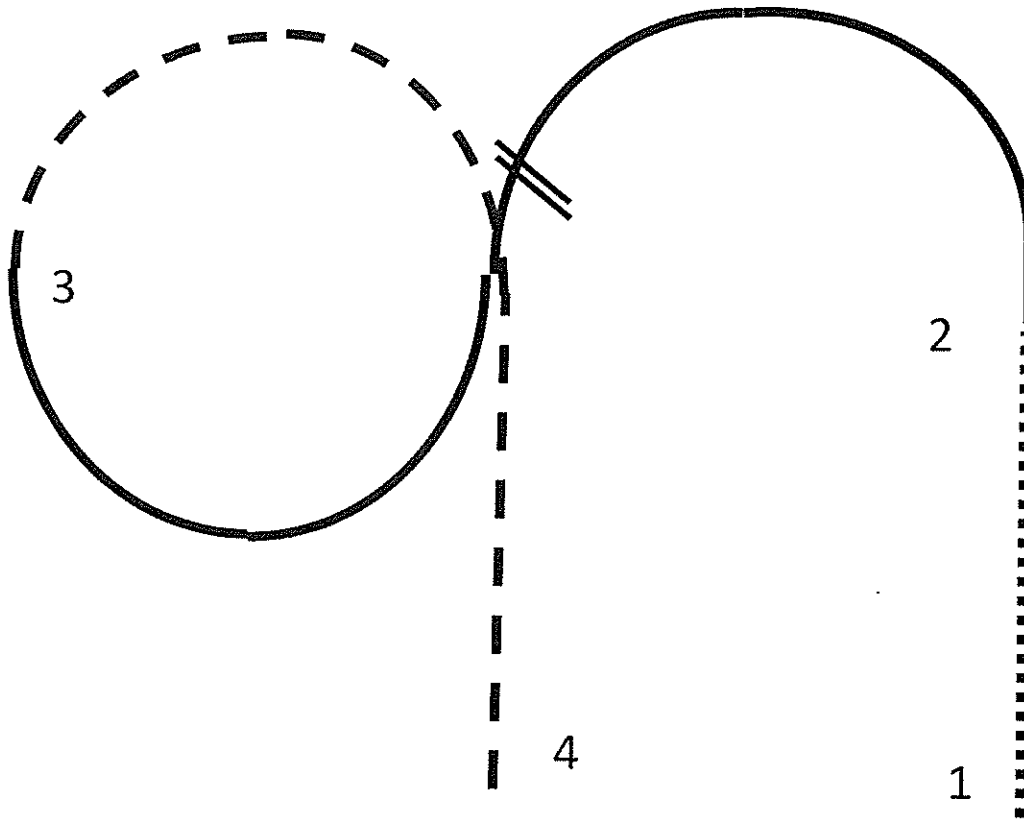
Camera
Location



Be ready at A

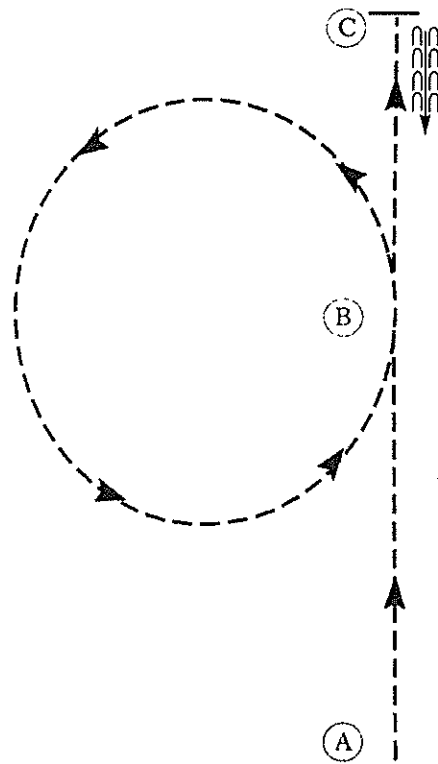
1. Walk from A to B as shown
2. Trot to C, at top of C break to a walk
3. Walk around C to Judge and set up for inspection
4. When dismissed perform 270 degree pivot and trot to exit

Hunt Seat Equitation 8-19



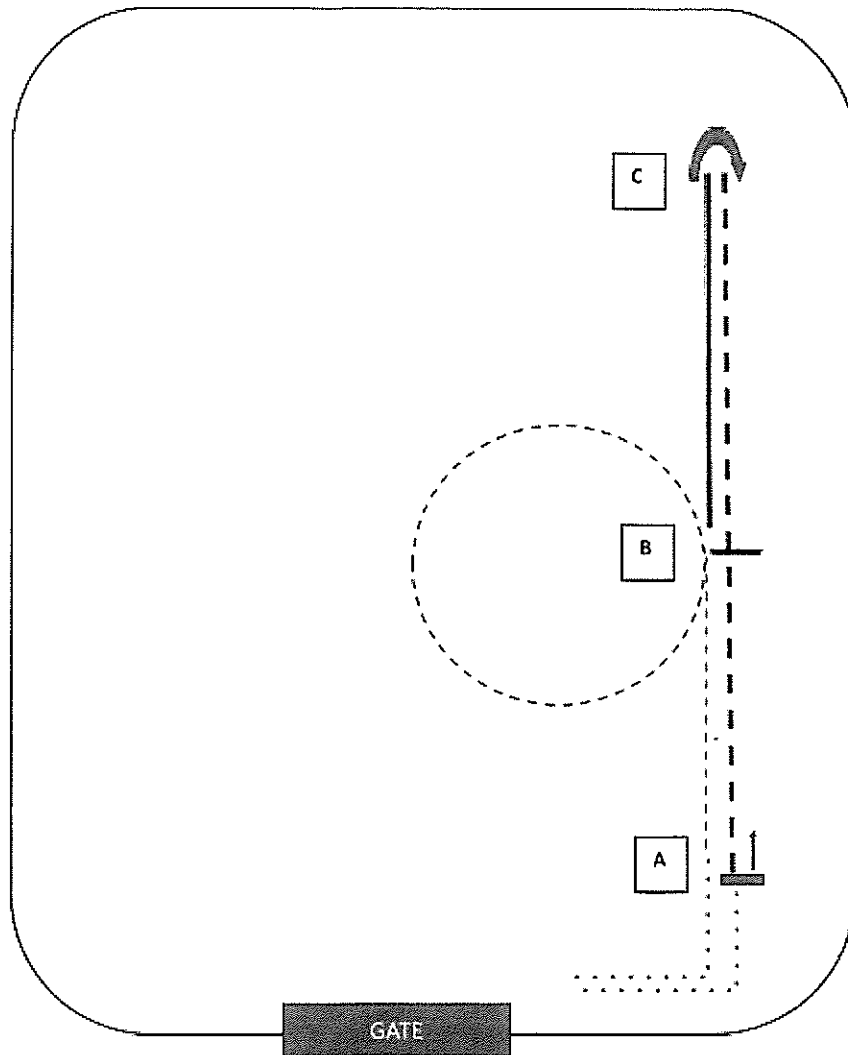
- 1. Sitting trot from marker 1 to 2**
- 2. Canter left lead half circle**
- 3. Simple lead change to right lead for half a circle**
- 4. At marker 3 begin posting trot half circle**
- 5. Continue posting trot to marker 4**
- 6. Stop and exit at walk**

Walk Trot Hunt Seat Equitation 8-19



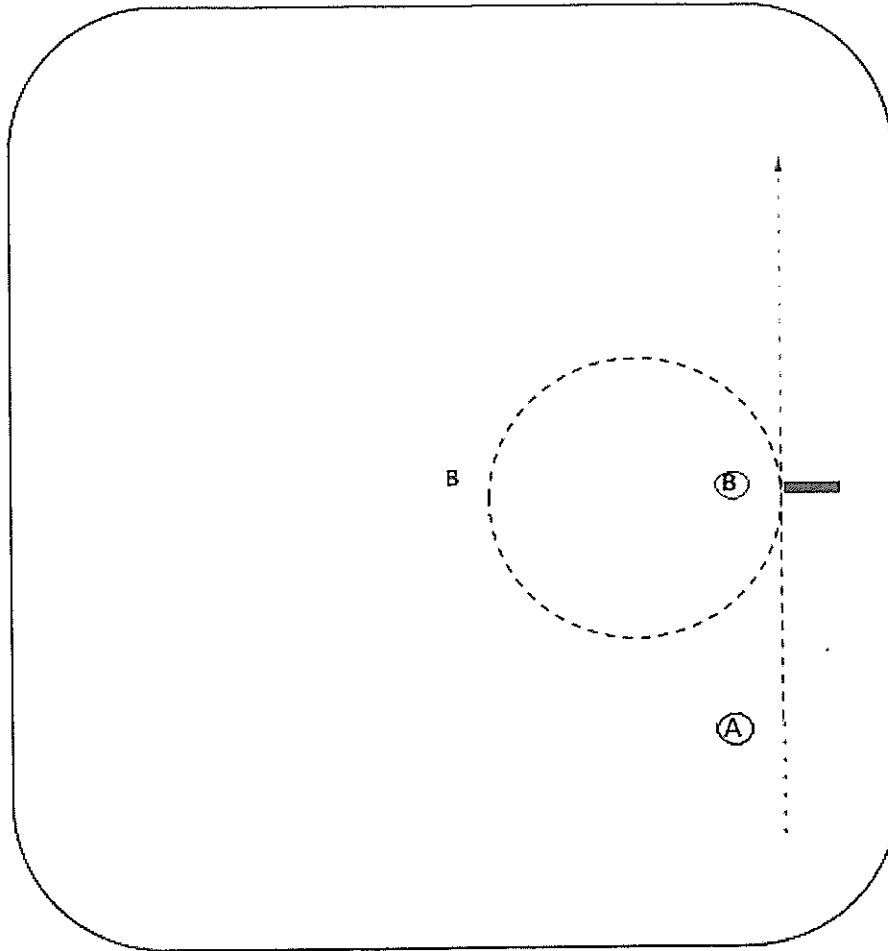
1. Posting trot on left diagonal from A to B
2. At B posting trot a circle to left on right diagonal
3. Trot in 2 point straight to C
4. Stop at C and back one horse length
5. Exit arena at walk

Saddle Seat Equitation 8-19



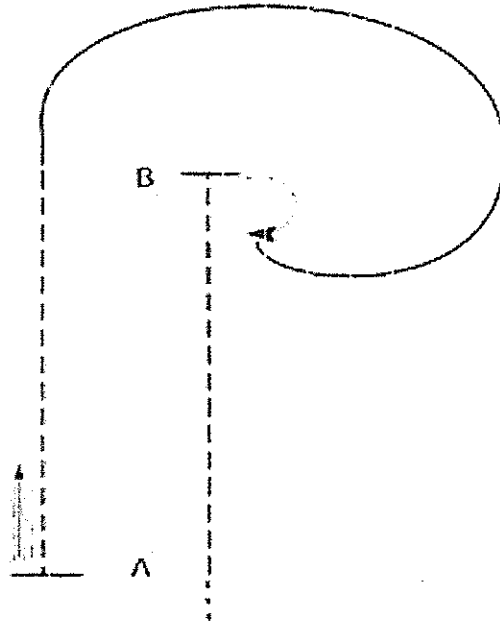
1. Enter arena at walk to A
2. Trot down rail on correct diagonal
3. Circle at trot around cone B
4. Canter on left lead down rail to end
5. Reverse at C and trot length of rail on correct diagonal to A
6. Stop, back one horse length
7. Exit at walk

Walk Trot Saddle Seat Equitation 8-19



- 1. Enter arena and walk to A**
- 2. Trot to B and continue circle at trot**
- 3. Stop at end of circle and exit at trot**

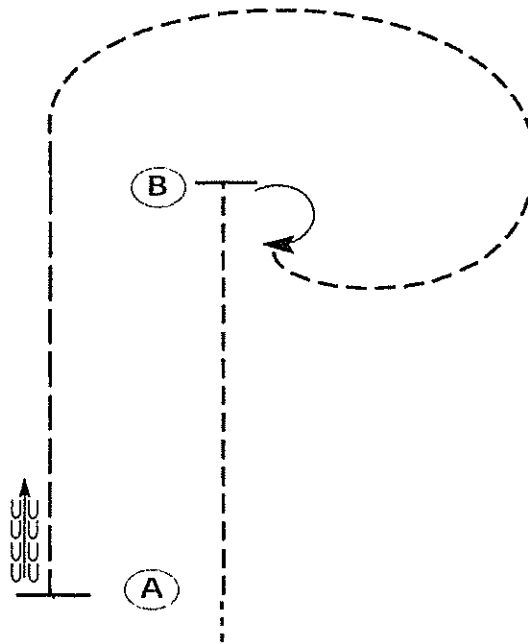
Western Horsemanship 8-19



1. Walk to A
2. Jog to B
3. Turn 180 degrees to right
4. Lope on left lead back around to B
5. Extended jog from B to A
6. Stop at A, back one horse length
7. Exit at walk

Walk
Jog	-----
Extended Jog	—————
Lope	—————
Leg Yield	
Lead Change	
Back	←
Marker	⊙

Walk Trot Western Horsemanship 8-19



1. Walk to A
2. Jog to B
3. Turn 180 degrees to right
4. Jog back around to B
5. Extended jog from B to A
6. Stop at A, back one horse length
7. Exit at walk

Walk	-----
Jog	-----
Extended Jog	-----
Lope	—————
Leg Yield	
Lead Change	↙
Back	← 3333
Marker	Ⓚ